
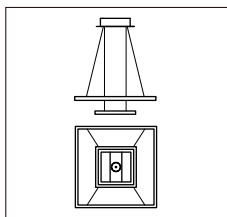


Quadra

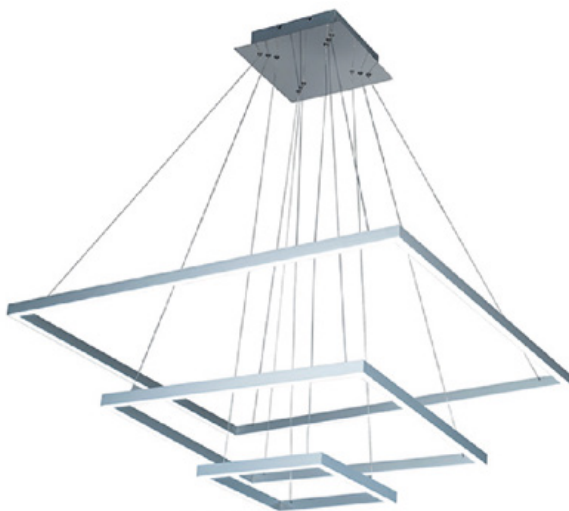


CARACTERÍSTICAS TÉCNICAS




Tipo:	Colgante LED
Material:	Aluminio
Terminación:	Anodizado
Colores:	Aluminio, Blanco o Negro
Tonos de luz:	Blanco cálido(3000K) Blanco neutro (4000K) Blanco frío (6000K)
Fuente:	Incluida switching metálica
Voltaje:	200-240VAC/50-60Hz
Dimmerización:	Opcional con control remoto
Tensores:	1,2 m (standard)

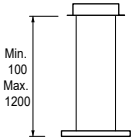
Energía	
Fabricante	GSG DESIGN
Modelo	
Más eficientes	
Menos eficientes	
Consumo de energía anual, kWh	20



TERMINACIONES

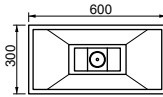
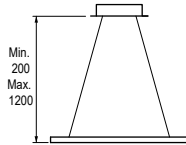


Quadra



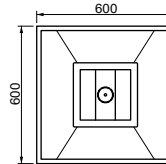
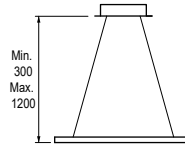
QUADRA 3030

LED 23 w - 2000 lm



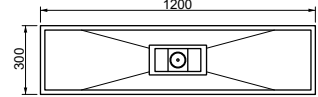
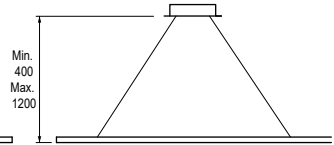
QUADRA 3060

LED 34 w - 3200 lm



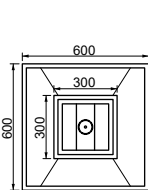
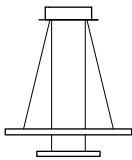
QUADRA 6060

LED 46 w - 4200 lm



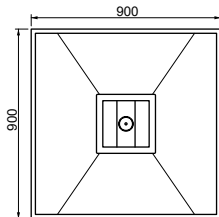
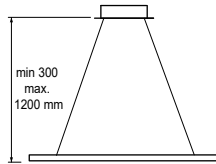
QUADRA 30120

LED 57 w - 5400 lm



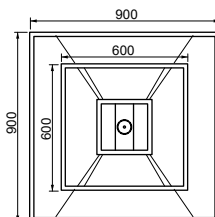
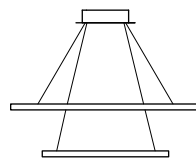
QDR DOBLE 3030-6060

LED 69 w - 6500 lm



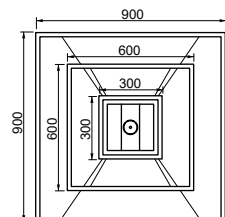
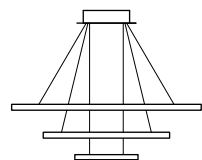
QUADRA 9090

LED 69 w - 6500 lm



QDR DOBLE 6060-9090

LED 115 w - 10300 lm



QDR TRIPLE 3030-6060-9090

LED 138 w - 12400 lm